

Matchbox Cassette 2 Drawer Unit Variable Temperature Unit



Refrigerant
Energy Saving
Hydrocarbon R290

VCM2/FBT (pictured)
Flat Base (FB)
Cover Top (T)
& **VCM2/FBW**

Storage Capacity / Drawer

Hotel Pans (HP)
4 standard size HP
20" x 12" x 4" Deep
or the equivalent

Maximum Weight
88 lb (40 kg)

Storage Volume
3 cu ft (86 litres)

Warranty

Two Year Parts & Labor (including the **Gaskets**) and a **5 Year Warranty** on **Compressors**

Full Warranty
Terms available
on request

Applications

- Ergonomic storage solution, right at the point of use
- Matchbox Drawers provide access from both sides of a central island unit or central cook range
- Ideal for meat, larder prep, pastry & dessert prep
- Perfect storage for garnish and 'mise en place' items

Temperature Flexibility

Foods can be stored at the optimum set point anywhere in the range

+59°F ← → -7.6°F

+15°C ← → -22°C

With the press of a button on the Controller the Chef can convert the Drawer from Refrigerator to Freezer operation (and vice versa) in little more than 30 minutes

Operating Temperature

Tested under **NSF/ANSI 7:2014**
Adande Drawers operate efficiently in ambients up to **100.4°F (38°C)**

Matchbox Cassette 1 Drawer unit Variable Temperature Unit



Refrigerant
Energy Saving
Hydrocarbon R290

VCM1/FBT (pictured)
Flat Base (FB)
Cover Top (T)
& **VCM1/FBW**

Energy Usage

Tested under the **ASHRAE 72:2005** Standard, the daily **Energy Usage** per Drawer unit is -

Refrigerator mode:
0.82 kWhr / 24 hrs

Freezer mode:
1.73 kWhr / 24 hrs

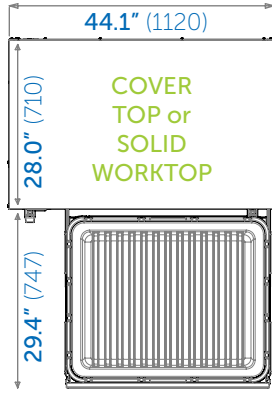
Electrical

Mains Supply
120 Vac 60 Hz
Running Current
2 Amps
Supply Cord (included)
NEMA 5-15 3 Pin Socket
& 2m Coiled Lead



Plan View |

Matchbox
Cassette Drawers
VCM1 & VCM2

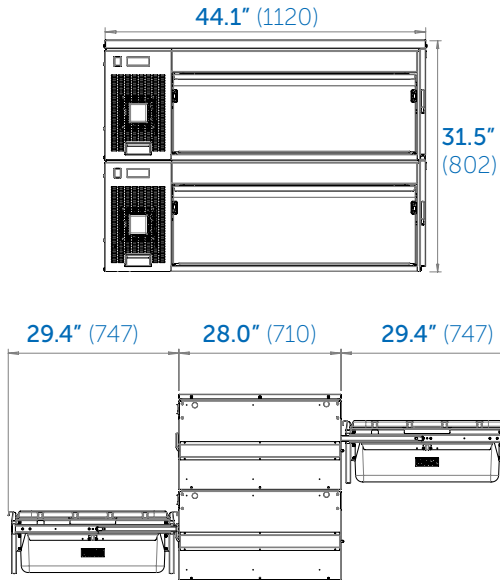


NOTE
The Matchbox VCM Drawer opening mechanism makes the unit a fraction Wider & Deeper than the VCS Side Engine Unit

Elevations |

Matchbox 2 Drawer Cassette VCM2

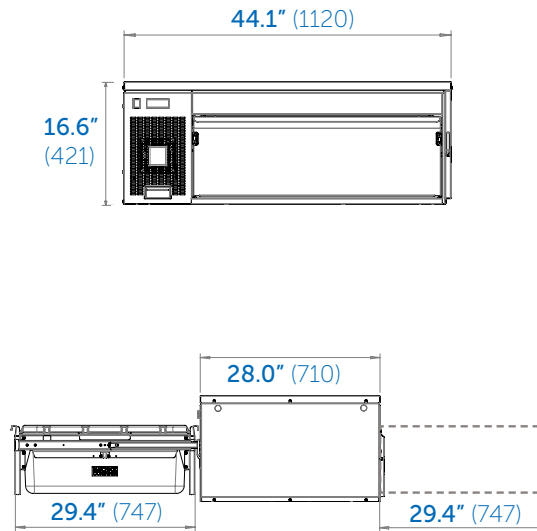
Flat Base (FB)
Cover Top (T)



VCM2/FBT (illustrated)

Matchbox 1 Drawer Cassette VCM1

Flat Base (FB)
Solid Worktop (W)



VCM1/FBW (illustrated)

Tops |



Matchbox
Drawer
Modules




VCM2
30.7"
(780 mm)



VCM1
15.4"
(390 mm)

Base |



FB
0.08"
(2 mm)

ADANDE USA - SPECIFICATION OPTIONS

Matchbox 2 Drawer Cassette

DOUBLE MATCHBOX CASSETTE + SOLID WORKTOP (W)	Flat Base (FB)	
Finished Height	31.9" (811 mm)	VCM2/FBW
Load Bearing	Weight loading depends on the load bearing capacity of the cook range or housing in which the Cassette is fitted	

DOUBLE MATCHBOX CASSETTE + COVER TOP (T)	Flat Base (FB)	
Finished Height	31.5" (802 mm)	VCM2/FBT
Load Bearing	Weight loading depends on the load bearing capacity of the cook range or housing in which the Cassette is fitted	

Matchbox 1 Drawer Cassette

SINGLE MATCHBOX CASSETTE + SOLID WORKTOP (W)	Flat Base (FB)	
Finished Height	16.6" (421 mm)	VCM1/FBW
Load Bearing	Weight loading depends on the load bearing capacity of the cook range or housing in which the Cassette is fitted	

SINGLE MATCHBOX CASSETTE + COVER TOP (T)	Flat Base (FB)	
Finished Height	16.2" (411 mm)	VCM1/FBT
Load Bearing	Weight loading depends on the load bearing capacity of the cook range or housing in which the Cassette is fitted	