

Counter Prep Station Unit 2 Drawer Matchbox + Solid Worktop



Refrigerant
Energy Saving
Hydrocarbon R290

VCM2/CW
Standard Casters (C)
Solid Worktop (W)

Under Counter Prep Station Unit 2 Drawer Matchbox + Cover Top



VCM2/CT
Standard Casters (C)
Cover top (T)

Refrigerant
Energy Saving
Hydrocarbon R290

Temperature Flexibility

Foods can be stored at the optimum set point anywhere in the range



With the press of a button on the Controller the Chef can convert the Drawer from Refrigerator to Freezer operation (and vice versa) in little more than 30 minutes

Operating Temperature

Tested under **NSF/ANSI 7:2014**
Adande Drawers operate efficiently in ambients up to **100.4°F (38°C)**

Storage Capacity / Drawer

Hotel Pans (HP)
4 standard size HP
20" x 12" x 4" Deep
or the equivalent

Maximum Weight
88 lb (40 kg)

Storage Volume
3 cu ft (86 litres)

Warranty

Two Year Parts & Labor (including the **Gaskets**) and a **5 Year Warranty** on **Compressors**

Full Warranty
Terms available on request

Applications

- Highly ergonomic storage solution, right at the point of use
- Matchbox Drawers provide access from both sides of a central island unit
- Ideal for meat, deli and dessert prep
- Perfect storage for garnish and 'mise en place' generally

Energy Usage

Tested under the **ASHRAE 72:2005** Standard, the daily **Energy Usage** per Drawer unit is -

Refrigerator mode:
0.82 kWhr / 24 hrs

Freezer mode:
1.73 kWhr / 24 hrs

Electrical

Mains Supply
120 Vac 60 Hz
Running Current
2 Amps

Supply Cord (included)
NEMA 5-15 3 Pin Socket
& 2m Coiled Lead



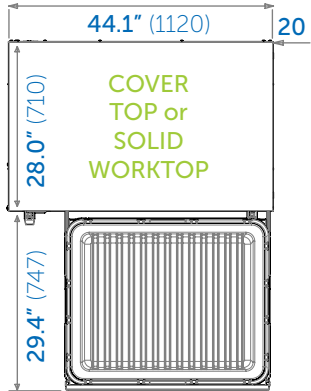
Intertek 5003563

MATCHBOX PREP STATION - COUNTER & UNDER COUNTER - SIDE ENGINE DRAWER UNIT - VCM2 SERIES



Plan View |

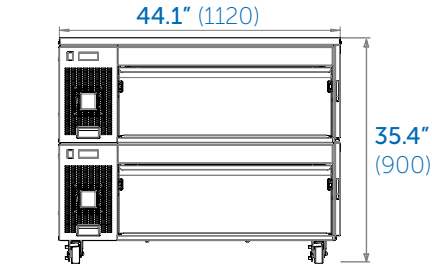
2 Drawer Matchbox Prep Station (VCM2) with Open Drawer



NOTE
The Matchbox VCM Drawer opening mechanism makes the unit a fraction Wider & Deeper than the VCS Side Engine Unit

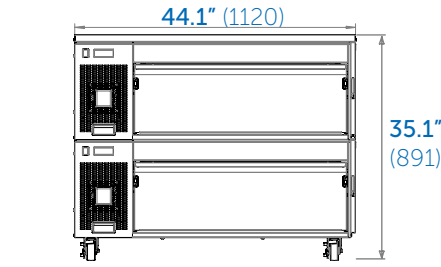
Elevation |

2 Drawer Matchbox Counter Prep Station (VCM2) Standard Casters (C) Solid Worktop (W)



VCM2/CW (illustrated)

2 Drawer Matchbox Under Counter Prep Station (VCM2) Standard Casters (C) Cover Top (T)



VCM2/CT (illustrated)

Tops |



Matchbox Double Drawer Module



Bases |



ADANDE USA - SPECIFICATION OPTIONS

Counter 2 Drawer Matchbox Units

2 DRAWER MATCHBOX + SOLID WORKTOP (W)	High Caster Base (HC)	Standard Caster Base (C)	Small Caster Base (SC)
Finished Height	37.3" (948 mm)	35.4" (900 mm)	34.2" (868 mm)
Load Bearing Capacity	507 lb (230 kg)	507 lb (230 kg)	507 lb (230 kg)
	VCM2/HCW	VCM2/CW	VCM2/SCW

Under Counter 2 Drawer Matchbox Units

2 DRAWER MATCHBOX + COVER TOP (T)	High Caster Base (HC)	Standard Caster Base (C)	Small Caster Base (SC)
Finished Height	36.9" (938 mm)	35.1" (891 mm)	33.8" (858 mm)
Load Bearing Capacity	0 lb	0 lb	0 lb
	VCM2/HCT	VCM2/CT	VCM2/SCT